



# 24<sup>th</sup> ನೇ CONVOCAATION (Part II) ಘಟಕೋತ್ಸವ (ಭಾಗ-2)

8<sup>th</sup> February 2025

## LIST OF RANK HOLDERS - PG PROGRAMS

ಜ್ಞಾನ ಸಂಗಮ

JNANA SANGAMA

ज्ञानसंगम



## ವಿಶ್ವೇಶ್ವರಯ್ಯ ತಾಂತ್ರಿಕ ವಿಶ್ವವಿದ್ಯಾಲಯ

( "ವಿ ಟ ಯು ಅಧಿನಿಯಮ 1994" ರ ಅಡಿಯಲ್ಲಿ ಕರ್ನಾಟಕ ಸರ್ಕಾರದಿಂದ ಸ್ಥಾಪಿತವಾದ ರಾಜ್ಯ ವಿಶ್ವವಿದ್ಯಾಲಯ)

"ಜ್ಞಾನ ಸಂಗಮ", ಬೆಳಗಾವಿ-590 018, ಕರ್ನಾಟಕ

## VISVESVARAYA TECHNOLOGICAL UNIVERSITY

(State University of Government of Karnataka Established as per the VTU Act, 1994)

"Jnana Sangama", Belagavi - 590 018, Karnataka

Ph: 0831-2405468 | Fax: 0831-2405467 | Web: www.vtu.ac.in



# ವಿಶ್ವೇಶ್ವರಯ್ಯ ತಾಂತ್ರಿಕ ವಿಶ್ವವಿದ್ಯಾಲಯ

(ವಿ ಟಿ ಯು ಅಧಿನಿಯಮ ೧೯೯೪ ರ ಅಡಿಯಲ್ಲಿ ಕರ್ನಾಟಕ ಸರ್ಕಾರದಿಂದ ಸ್ಥಾಪಿತವಾದ ರಾಜ್ಯ ವಿಶ್ವವಿದ್ಯಾಲಯ)



## Visvesvaraya Technological University

(State University of Government of Karnataka Established as per the VTU Act, 1994)

"Jnana Sangama" Belagavi-590018, Karnataka, India.

**Dr. T.N. Sreenivasa**  
BE.,ME., Ph.D.,FIE,CEng.  
**Registrar (Evaluation)**

**Phone : (0831) 2498131**

**Fax : (0831) 2498184**

Ref. No.VTU/BGM/Reg(E)/PS/2024-2025/1445

Date : 25 JAN 2025

### NOTIFICATION

By the directions of the Vice-Chancellor, I am pleased to enclose the list of PG **Rank Holders and Gold Medalists** for the academic year **2023-2024**.

Please convey our **Heartiest Congratulations** to your PG students who have obtained a rank.

Further, I am honored to write that, all the PG **Rank Holders will be receiving their gold medals and degrees from His Excellency Shri. Thaawarchand Gehlot, the Chancellor of the University.**

I am privileged to extend a warm invitation to all the Rank holders to participate in the **24<sup>th</sup> Convocation (Part II) on Saturday the 08<sup>th</sup> February 2025 at 11.00 a.m.** Please instruct your students to participate in person and receive their degrees and medals.

**Important Note:** All those who are interested to participate in the Convocation, should register themselves through online registration (Instructions for registration issued separately). Further, the participants must bring two passport size photographs duly attested by their Principal.

By order

Sd/-

**REGISTRAR (EVALUATION)**

To,

1. The Principals of Constituent and Affiliated Engineering colleges.
2. The Chairpersons and Program Coordinators of VTU PG Departments.

**Copy FWC's to:**

1. Hon'ble Vice-Chancellor through the Sec. to VC, VTU, Belagavi for kind information.
2. The Registrar, VTU, Belagavi for information.
3. The Incharge Regional Directors of VTU Regional Offices, for information & needful.
4. The I/c Director, ITISMU, VTU, Belagavi for information and needful.

**REGISTRAR (EVALUATION)**

B



# OFFICERS OF THE UNIVERSITY

## **Shri. Thaawarchand Gehlot**

Hon'ble Governor of Karnataka and  
Chancellor of the University

## **Dr. M. C. Sudhakar**

Hon'ble Minister for Higher Education,  
Govt. of Karnataka and Pro – Chancellor of the University

## **Prof. Vidyashankar S.**

Vice Chancellor

## **Prof. B. E. Rangaswamy**

Registrar

## **Prof. T. N. Sreenivasa**

Registrar (Evaluation)



# **VISVESVARAYA TECHNOLOGICAL UNIVERSITY**

(State University of Government of Karnataka Established as per the VTU Act, 1994)

"Jnana Sangama", Belagavi - 590 018, Karnataka State, India.

## EXECUTIVE COUNCIL

1. Prof. Vidyashankar S., Vice Chancellor	: Ex-officio Chairman
2. The Principal Secretary, Department of Higher Education, Govt. of Karnataka	: Ex-officio Member
3. The Director of Technical Education, Govt. of Karnataka	: Ex-officio Member
4. Mr. Sunny Raj	: Member
5. Dr. N. Krishne Gowda	: Member
6. Mr. Rakesh G.	: Member
7. Dr. Dilip Krishna	: Member
8. Dr. Martin Jebraj	: Member
9. Dr. Prasad B. Rampure	: Member
10. Dr. Mamatha P. Raj	: Member
11. Dr. U. J. Ujwal	: Member
12. Dr. B. Karunakara Rai	: Member
13. Dr. D. P. Nagarajappa	: Member
14. Prof. Venkappayya R. Desai	: Member
15. Dr. M. S. Shivakumar	: Member
16. Sri. Videya B. S.	: Member
17. Dr. (Smt.) S. H. Manjula	: Member
18. Dr. Reddappa H. N.	: Member
19. Prof. B.E. Rangaswamy, Registrar	: Non-Member Secretary

## ACADEMIC SENATE

1. Prof. Vidyashankar S., Vice Chancellor	: Ex-officio Chairman
2. The Principal Secretary, Department of Higher Education, Govt. of Karnataka	: Ex-officio Member
3. The Director of Technical Education, Govt. of Karnataka	: Ex-officio Member
4. The Principal, UBDTCE, Davangere	: Member
5. Dr. B. Sadashive Gowda	: Member
6. The Chairperson, Dept. of Civil Engineering	: Member
7. The Chairperson, Dept. of Electronics & Communication Engineering	: Member
8. Dr. S. L. Deshpande	: Member
9. Dr. T. Manjunath	: Member
10. Dr. Dinesh Rangappa	: Member
11. Dr. N. Chikkanna	: Member
12. Dr. Vijayprakash A. M.	: Member
13. Dr. H. B. Balakrishna	: Member
14. Dr. Suresh M.	: Member
15. Dr. Vimala Swamy	: Member
16. Dr. Narendra Viswanath Iyer	: Member
17. Dr. K. N. Subramanya	: Member
18. Dr. K. Channakeshavalu	: Member
19. Dr. G. T. Raju	: Member
20. Dr. M. Basavaraj	: Member
21. Dr. Basagouda Patagundi	: Member
22. Dr. Ashok Kumar T.	: Member
23. Dr. S. I. Manjur Basha	: Member
24. Dr. R. Basavaraja	: Member
25. Dr. Ramesh Babu H S.	: Member
26. Prof. Kripa Shanker	: Member
27. Dr. C. M. Ananda	: Member
28. Dr. Pundarika G.	: Member
29. Dr. H. C. Chittappa	: Member
30. Dr. D. Abdul Budan	: Member
31. Prof. B.E. Rangaswamy, Registrar	: Non-Member Secretary

### Gold Medal List MASTER OF TECHNOLOGY (M. Tech)

SL.NO	USN	STUDENT NAME	COLLEGE NAME	COURSE	CGPA
1	4UB22CCS15	MOHAMMED YUNUS A H	UBDTCE., DAVANGERE	Computer Aided Design of Structures	9.41
2	4JN22SCS01	AALIYA WASEEM	JNNCE, Shimoga	Computer Science & Engineering	9.76
3	2J122CCT06	SMITAL ARVINDRAI PAVASKAR	Jain College, BELAGAVI	Construction Technology	9.63
4	3NA22LDN02	MUKTHAMBIKA	Navodaya, Raichur	Digital Communication & Networking	9.63
5	4UB22CEE03	BHOOMIKA VEERANNA KUBASAD	UBDTCE., DAVANGERE	Environmental Engineering	9.84
6	5WD22CGI01	KAVYA M	KRSRAC, BENGALURU	Geoinformatics	9.96
7	5WD22CGI07	SHREYAS	KRSRAC, BENGALURU	Geoinformatics	9.96
8	1IR22CHT01	AKSHATA C NAIK	IR RASTA, BENGALURU	Highway Technology	9.58
9	2VD22LIE08	SUPRIYA PARASHURAMSINGH	VDIT, Haliyal	Industrial Electronics	9.79
10	1SJ22MMD04	YASHAS L	SJCIT, Chikkaballapur	Machine Design	9.35
11	1JB22CSE03	ANVITA M KUMAR	SJBIT, BENGALURU	Structural Engineering	9.63
12	4GR22MTE04	RAVIKUMAR P	GTRTC., MYSORE	Tool Engineering	9.18
13	2VX22LVS02	R SAI MEGHANA	VTU PG STUDIES, BELAGAVI	VLSI Design & Embedded Systems	9.75
14	2VX22CWM06	NIVEDITHA G R	VTU PG STUDIES, BELAGAVI	Water & Land Management	9.20

### Gold Medal List MASTER OF COMPUTER APPLICATIONS(MCA)

SL.NO	USN	STUDENT NAME	COLLEGE NAME	COURSE	CGPA
1	1BI22MC074	RACHANA R	BIT, BENGALURU	Master of Computer Applications	9.68

**Gold Medal List**  
**MASTER OF BUSINESS ADMINISTRATION(MBA)**

SL.NO	USN	STUDENT NAME	COLLEGE NAME	COURSE	CGPA
1	1VA22BA047	SHWETHA H U	SAIVIDYA, BENGALURU	MASTER OF BUSINESS ADMINISTRATION	9.29

**Gold Medal List**  
**MASTER OF ARCHITECTURE (M. ARCH)**

SL.NO	USN	STUDENT NAME	COLLEGE NAME	COURSE	CGPA
1	1GQ22CPM03	MERIN MATHEW	GOPALAN SCHOOL OF ARCH., BENGALURU	CONSTRUCTION & PROJECT MANAGEMENT	9.76
2	1BQ22AUD02	KAAVYA D SRIDHAR	BMS SCHOOL OF ARCH., BENGALURU	URBAN DESIGN	8.70

**Gold Medal List**  
**MASTER OF PLANNING (M. PLAN)**

SL.NO	USN	STUDENT NAME	COLLEGE NAME	COURSE	CGPA
1	1VW22TCP03	ANANYA S	VTU PG STUDIES, BENGALURU	TOWN AND COUNTRY PLANNING	9.63

## Master of Technology (M. Tech) Rank List

SL.NO	USN	STUDENT NAME	COLLEGE NAME	CGPA	RANK
<b>Computer Aided Design of Structures</b>					
1	4UB22CCS15	MOHAMMED YUNUS A H	UBDTCE., DAVANGERE	9.41	1
2	4UB22CCS04	CHAITHRA H A	UBDTCE., DAVANGERE	9.29	2
<b>Construction Technology</b>					
1	2JI22CCT06	SMITAL ARVINDRAI PAVASKAR	JAIN COLLEGE, BELAGAVI	9.63	1
2	2JI22CCT02	ARPITA KOLKAR	JAIN COLLEGE, BELAGAVI	9.61	2
3	2JI22CCT04	JAYESH U KALKUNDRIKAR	JAIN COLLEGE, BELAGAVI	9.55	3
4	4KV22CCT15	SHREEDEVI M N	KVGCE, Sullia	9.51	4
<b>Environmental Engineering</b>					
1	4UB22CEE03	BHOOMIKA VEERANNA KUBASAD	UBDTCE., DAVANGERE	9.84	1
2	4UB22CEE15	SANGEETA ANGADI	UBDTCE., DAVANGERE	9.61	2
<b>Geoinformatics</b>					
1	5WD22CGI01	KAVYA M	KRSRAC, BENGALURU	9.96	1
2	5WD22CGI07	SHREYAS	KRSRAC, BENGALURU	9.96	1
<b>Highway Technology</b>					
1	1IR22CHT01	AKSHATA C NAIK	IR RASTA, BENGALURU	9.58	1
<b>Structural Engineering</b>					
1	1JB22CSE03	ANVITA M KUMAR	SJBIT, BENGALURU	9.63	1
2	1JB22CSE06	DIKSHITHA S	SJBIT, BENGALURU	9.5	2
3	4VZ22CSE21	SUDHA K	VTU PG STUDIES, MYSORE	9.45	3
4	1EW22CSE01	CHARITHA PATEL A	EAST WEST INST., BENGALURU	9.31	4
5	3VC22CSE04	GULNAZ	RYMC, BELLARY	9.31	5
6	4AI22CSE06	PUSHPALATHA H D	AIT, CHICKMAGALUR	9.29	6
7	2BU22CSE03	MUSKAN SOUDAGAR	S. G. BALEKUNDRI, BELAGAVI	9.28	7

SL.NO	USN	Student Name	College Name	CGPA	Rank
8	4VZ22CSE18	SHILPA	VTU PG STUDIES,, MYSORE	9.24	8
9	3VC22CSE06	KALYANI S L	RYMC, Bellary	9.24	9
10	2BU22CSE08	TEJASHWINI B SIDDANGOUDAR	S. G. BALEKUNDRI, BELAGAVI	9.24	10
<b>Water &amp; Land Management</b>					
1	2VX22CWM06	NIVEDITHA G R	VTU PG STUDIES,, BELAGAVI	9.2	1
<b>Digital Communication &amp; Networking</b>					
1	3NA22LDN02	MUKTHAMBIKA	Navodaya, Raichur	9.63	1
<b>Industrial Electronics</b>					
1	2VD22LIE08	SUPRIYA PARASHURAMSINGH	VDIT, Haliyal	9.79	1
<b>VLSI Design &amp; Embedded Systems</b>					
1	2VX22LVS02	R SAI MEGHANA	VTU PG STUDIES,, BELAGAVI	9.75	1
2	1BI22LVS10	SWATI KUMARI ROY	BIT, BENGALURU	9.26	2
3	1RN22LVS01	AASHRITHEST H G	RNS Inst, BENGALURU	9.16	3
<b>Machine Design</b>					
1	1SJ22MMD04	YASHAS L	SJCIT, Chikkaballapur	9.35	1
2	1SJ22MMD02	KANTHARAJU K S	SJCIT, Chikkaballapur	9.26	2
<b>Tool Engineering</b>					
1	4GR22MTE04	RAVIKUMAR P	G T R T C MYSORE	9.18	1
<b>Computer Science &amp; Engineering</b>					
1	4JN22SCS01	AALIYA WASEEM	JNNCE, Shimoga	9.76	1
2	4KV22SCS01	FARANA I M	KVGCE, Sullia	9.64	2
3	4KV22SCS05	LIKITHA A B	KVGCE, Sullia	9.55	3
4	4GW22SCS01	SONIKA K V	GSSSIET Women,Mysore	9.54	4
5	4BP22SCS01	AYSHATHUL SAJEENA	Beary, Mangaluru	9.53	5
6	4JN22SCS02	SNEHA S	JNNCE, Shimoga	9.44	6
7	4UB22SCS01	NITHEESH KUMAR G	UBDTCE., DAVANGERE	9.43	7



SL.NO	USN	Student Name	College Name	CGPA	Rank
8	4BP22SCS02	THASNEEM KHALID	Beary, Mangaluru	9.43	8
9	1BI22SCS05	RACHITHA E	BIT, BENGALURU	9.43	9
10	1BI22SCS03	PAVAN K S	BIT, BENGALURU	9.43	9
11	4SM22SCS01	ASHWINI B N	SJMIT, Chitradurga	9.41	10

### Master of Computer Application (MCA) Rank List

SL.NO	USN	STUDENT NAME	COLLEGE NAME	CGPA	RANK
1	1BI22MC074	RACHANA R	BIT, BENGALURU	9.68	1
2	1BI22MC034	HARSHITHA R	BIT, BENGALURU	9.62	2
3	1RN22MC007	CHAITRA RAMACHANDRA HEDGE	RNS Inst, BENGALURU	9.59	3
4	1BI22MC010	ANKITHA T M	BIT, BENGALURU	9.59	4
5	1RN22MC043	PRIYANKA SATYANARAYAN HEGDE	RNS Inst, BENGALURU	9.58	5
6	2KE22MC060	VISHALU S KUDLEPPANAVAR	KLEIT, Hubli	9.57	6
7	1AY22MC024	CHIRANJEEVI S	Acharya Inst, B'lore	9.57	7
8	1BI22MC092	SHIVAKUMAR V	BIT, BENGALURU	9.56	8
9	1DT22MC045	SIMRAN TANWANI	Dayanand Sagar Academy,BENGALURU	9.56	9
10	1RR22MC029	NAGENDRA KUMAR K S	Rajarajeswari ,BENGALURU	9.56	10

### Master of Business Administration (MBA) Rank List

SL.NO	USN	STUDENT NAME	COLLEGE NAME	CGPA	RANK
1	1VA22BA047	SHWETHA H U	SAIVIDYA, BENGALURU	9.29	1
2	4SH22BA002	ABHINAYA	Shree Devi., Mangaluru	9.27	2
3	1KG22BA003	APEKSHA S	K.S. School of Engg., BENGALURU	9.26	3
4	4MH22BA098	SONU S	Maharaja, Mysore	9.22	4
5	1JS22BA014	CHANDANA S P	JSSATE, BENGALURU	9.22	5
6	4VP22BA047	SNEHA PAI K	Vivekananda, Puttur	9.22	5
7	4SH22BA080	PRATHEEKSHA KUMARI B S	Shree Devi., Mangaluru	9.20	6
8	4VM22BA055	VARSHA CHIDAMBAR SHEKADAR	Vidya Vikas, Mysore	9.20	7
9	4MH22BA052	NAGASHREE R	Maharaja, Mysore	9.19	8
10	1RN22BA142	SNEHA K	RNS Inst, BENGALURU	9.19	9
11	4JN22BA054	MEGHA K P	JNNCE, Shimoga	9.19	10
12	4JN22BA006	AMRUTA SHRIKANTH JADHAV	JNNCE, Shimoga	9.19	10
13	4SH22BA026	CHAITHRA	Shree Devi., Mangaluru	9.19	10

### Master of Architecture (M. Arch) Rank List

SL.NO	USN	Student Name	College Name	CGPA	Rank
URBAN DESIGN					
1	1BQ22AUD02	KAAVYA D SRIDHAR	BMS School of Arch.	8.7	1
CONSTRUCTION & PROJECT MANAGEMENT					
1	1GQ22CPM03	MERIN MATHEW	Gopalan School Arch.	9.76	1
2	1JA22CPM15	SAHANA S	SJB School of Arch.	9.59	2
3	1JA22CPM13	PRIYANKA S	SJB School of Arch.	9.48	3
4	1JA22CPM06	KEERTHANA M R	SJB School of Arch.	9.26	4

### Master of Planning (M. Plan) Rank List

SL.NO	USN	Student Name	College Name	CGPA	Rank
TOWN AND COUNTRY PLANNING					
1	1VW22TCP03	ANANYA S	VTU PG STUDIES,,BENGALURU	9.63	1
2	1VW22TCP11	LIKITHA R	VTU PG STUDIES,,BENGALURU	9.3	2

**VTU Gold Medalists, Endowment Gold Medalists and Cash Prize winners**

<b>Sl. No</b>	<b>Awarded To</b>	<b>Gold Medals</b>
<b>SHWETHA H U (1VA22BA047) SAI VIDYA INSTITUTE OF TECHNOLOGY, BENGALURU (3+1)</b>		
1	For the Topper in Master of Business Administration	Prof. M. R. Doreswamy Gold Medal
2	To the First Rank Holder in Master of Business Administration.	R N Shetty Gold Medal
3	To the student who secures highest marks in Master of Business Administration	Jain University Gold Medal
4	To the student who secures first rank in MBA.	VTU Gold Medal
<b>RACHANA R (1BI22MC074) BENGALURU INSTITUTE OF TECHNOLOGY, BENGALURU (2+1)</b>		
1	To the student who secures highest marks in Master of Computer Application	Jain University Gold Medal
2	To the First Rank Holder in Master of Computer Applications	R N Shetty Gold Medal
3	To the student who secures first rank in MCA.	VTU Gold Medal
<b>ANVITA M KUMAR (1JB22CSE03) S.J.B. INSTITUTE OF TECHNOLOGY, BENGALURU (1+1)</b>		
1	To the student who secures 1st rank in ME Structural Engineering	C T Malaligowda Memorial Gold Medal
2	To the student who secures 1st rank in ME Structural Engineering	VTU Gold Medal
<b>YASHAS L (1SJ22MMD04) S.J.C. INSTITUTE OF TECHNOLOGY, CHICKBALLAPUR (1+1)</b>		
1	To the student who secures highest marks in M.Tech. in Mechanical Engineering	Jain University Gold Medal
2	To the student who secures first rank in Mtech Mechanical Engineering.	VTU Gold Medal
<b>SUPRIYA PARASHURAMSINGH RAJPUT (2VD22LIE08) KLS VISHWANATHRAO DESHPANDE INSTITUTE OF TECHNOLOGY, HALLYAL (1+1)</b>		
1	To the student who secures highest marks in M.Tech in Electronics & Communication Engg.	Jain University Gold Medal
2	To the student who secures first rank in Mtech Electronics and Communication Engineering.	VTU Gold Medal
<b>DIVYASHREE S N (4UB22EPS02) UBDT COLLEGE OF ENGINEERING, DAVANGERE (1+0)</b>		
1	To the student who secures highest percentage of marks in Power System Engineering and passes the M.E. degree examination in First Attempt in First Class.	National Institute of Engineering Silver Jubilee Gold Medal



**M.TECH BRANCH WISE STUDENTS STATISTICS FOR 24<sup>th</sup> (PART-II) ANNUAL CONVOCATION - 2025**

SL.NO	Branch Name	No of Students Appeared	No of Students Passed	% of Passing	FCD	FC	SC
1	Biotechnology & Biochemical Engineering	5	2	40.0	2	0	0
2	Computer Aided Design of Structures	23	19	82.61	19	0	0
3	Construction Technology	37	37	100.0	37	0	0
4	Environmental Engineering	22	20	90.91	19	1	0
5	Geoinformatics	11	11	100.0	11	0	0
6	Geo-Technical Engineering	6	3	50.0	3	0	0
7	Highway Technology	14	13	92.86	13	0	0
8	Structural Engineering	160	133	83.12	133	0	0
9	Transportation Engineering and Management	2	2	100.0	2	0	0
10	Waste Water Management Health & Safety Engg	8	5	62.5	5	0	0
11	Water & Land Management	10	5	50.0	5	0	0
12	Water Resources Management	3	3	100.0	3	0	0
13	Power Systems Engineering	7	6	85.71	6	0	0
14	Energy System Engineering	1	1	100.0	1	0	0
15	Food Technology	3	2	66.67	2	0	0
16	Digital Communication Engineering	1	1	100.0	1	0	0
17	Digital Electronics	3	2	66.67	2	0	0
18	Digital Communication & Networking	10	9	90.0	9	0	0
19	Digital Electronics & Communication Systems	2	0	0.0	0	0	0
20	Digital Electronics & communication	7	4	57.14	4	0	0
21	Electronics	9	0	0.0	0	0	0
22	Industrial Electronics	11	9	81.82	9	0	0
23	SIGNAL PROCESSING	1	0	0.0	0	0	0
24	VLSI Design & Embedded Systems	31	28	90.32	28	0	0
25	Aerospace Propulsion Technology	5	5	100.0	5	0	0
26	Industrial Automation & Robotics	2	2	100.0	2	0	0
27	Industrial Automation Engineering	5	5	100.0	5	0	0
28	Machine Design	23	19	82.61	19	0	0
29	Product Design & Manufacturing	8	6	75.0	6	0	0
30	Production Management	6	6	100.0	6	0	0
31	Production Engineering & Systems Technology	2	2	100.0	2	0	0
32	Manufacturing Science & Engineering	4	4	100.0	4	0	0
33	Material Science & Technology	1	1	100.0	1	0	0
34	Tool Engineering	13	11	84.62	11	0	0
35	Thermal Power Engineering	5	3	60.0	3	0	0
36	NANOSCIENCE AND TECHNOLOGY	8	8	100.0	8	0	0
37	ARTIFICIAL INTELLIGENCE AND DATA SCIENCE	4	3	75.0	3	0	0
38	Artificial Intelligence & Machine Learning	1	1	100.0	1	0	0
39	Computer Network Engineering	1	1	100.0	1	0	0
40	Computer Science & Engineering	112	85	75.89	85	0	0
41	Data Science	1	0	0.0	0	0	0
	<b>TOTAL</b>	588	477	81.12	476	1	0

**MCA Students statistics for 24<sup>th</sup> (Part-II) Annual Convocation- 2025**

SL.NO	Branch Name	No of Students Appeared	No of Students Passed	% of Passing	FCD	FC	SC
1	Master of Computer Applications	2737	2648	96.75	2647	1	0

**MBA students statistics for 24<sup>th</sup> (Part-II) Annual Convocation-2025**

SL.NO	Branch Name	No of Students Appeared	No of Students Passed	% of Passing	FCD	FC	SC
1	Master of Business Administration	5293	4947	93.46	4627	318	2

**M.Arch Branch wise students statistics for 24<sup>th</sup> (Part-II) Annual Convocation. 2025**

SL.NO	Branch Name	No of Students Appeared	No of Students Passed	% of Passing	FCD	FC	SC
1	Digital Architecture	5	5	100.0	4	1	0
2	Habitat Design	9	9	100.0	8	1	0
3	INTERIOR DESIGN	5	5	100.0	3	2	0
4	URBAN DESIGN	11	11	100.0	10	1	0
5	Construction & Project Management	44	42	95.45	41	1	0

**M.Plan Branch wise students statistics for 24<sup>th</sup> (Part-II) Annual Convocation. 2025**

SL.NO	Branch Name	No of Students Appeared	No of Students Passed	% of Passing	FCD	FC	SC
1	TOWN AND COUNTRY PLANNING	23	23	100.0	22	1	0

**College wise M.Tech. Rank List statistics for 24<sup>th</sup> (Part-II) Annual Convocation -2025**

SL.NO	College Name	Ranks										Total
		1	2	3	4	5	6	7	8	9	10	
1	AIT, Chickmagalur	0	0	0	0	0	1	0	0	0	0	1
2	BIT, BENGALURU	0	1	0	0	0	0	0	0	2	0	3
3	Beary, Mangaluru	0	0	0	0	1	0	0	1	0	0	2
4	Balekundri, BELAGAVI	0	0	0	0	0	0	1	0	0	1	2
5	EastWest Inst, BENGALURU	0	0	0	1	0	0	0	0	0	0	1
6	G T R T C MYSORE	1	0	0	0	0	0	0	0	0	0	1
7	GSSSIET Women,Mysore	0	0	0	1	0	0	0	0	0	0	1
8	IR RASTA, BENGALURU	1	0	0	0	0	0	0	0	0	0	1
9	SJBIT, BENGALURU	1	1	0	0	0	0	0	0	0	0	2
10	Jain College, BELAGAVI	1	1	1	0	0	0	0	0	0	0	3
11	JNNCE, Shimoga	1	0	0	0	0	1	0	0	0	0	2
12	KVGCE, Sullia	0	1	1	1	0	0	0	0	0	0	3
13	Navodaya, Raichur	1	0	0	0	0	0	0	0	0	0	1
14	RNS Inst, BENGALURU	0	0	1	0	0	0	0	0	0	0	1
15	SJCIT,Chikkaballapur	1	1	0	0	0	0	0	0	0	0	2
16	SJMIT, Chitradurga	0	0	0	0	0	0	0	0	0	1	1
17	UBDTCE.,DAVANGERE	2	2	0	0	0	0	1	0	0	0	5
18	RYMC, Bellary	0	0	0	0	1	0	0	0	1	0	2
19	VDIT, Haliyal	1	0	0	0	0	0	0	0	0	0	1
20	VTU PG STUDIES,,BELAGAVI	2	0	0	0	0	0	0	0	0	0	2
21	VTU PG STUDIES,,MYSORE	0	0	1	0	0	0	0	1	0	0	2
22	KRSRAC,BENGALURU	2	0	0	0	0	0	0	0	0	0	2
	<b>Grand Total</b>	<b>14</b>	<b>7</b>	<b>4</b>	<b>3</b>	<b>2</b>	<b>2</b>	<b>2</b>	<b>2</b>	<b>3</b>	<b>2</b>	<b>41</b>

**College wise MCA Rank List statistics for 24<sup>th</sup> (Part-II) Annual Convocation 2025**

SL.NO	College Name	Ranks										Total
		1	2	3	4	5	6	7	8	9	10	
1	ACHARYA INSTITUTE OF TECHNOLOGY, BENGALURU	0	0	0	0	0	0	1	0	0	0	1
2	BANGALORE INSTITUTE OF TECHNOLOGY, BENGALURU	1	1	0	1	0	0	0	1	0	0	4
3	DAYANANDA SAGAR ACADEMY OF TECHNOLOGY AND MGMT., BENGALURU	0	0	0	0	0	0	0	0	1	0	1
4	K L E INSTITUTE OF TECHNOLOGY, HUBLI	0	0	0	0	0	1	0	0	0	0	1
5	R.N.S. INSTITUTE OF TECHNOLOGY, BENGALURU	0	0	1	0	1	0	0	0	0	0	2
6	RAJARAJESWARI COLLEGE OF ENGINEERING ,BENGALURU	0	0	0	0	0	0	0	0	0	1	1
	<b>Grand Total</b>	<b>1</b>	<b>1</b>	<b>1</b>	<b>1</b>	<b>1</b>	<b>1</b>	<b>1</b>	<b>1</b>	<b>1</b>	<b>1</b>	<b>10</b>

**College wise MBA Rank List statistics for 24<sup>th</sup> (Part-II) Annual Convocation 2025**

SL.NO	College Name	Ranks										Total
		1	2	3	4	5	6	7	8	9	10	
1	JAWAHARLAL NEHRU NATIONAL COLLEGE OF ENGINEERING, SHIMOGA	0	0	0	0	0	0	0	0	0	2	2
2	J.S.S. ACADEMY OF TECHNICAL EDUCATION, BENGALURU	0	0	0	0	1	0	0	0	0	0	1
3	K.S. SCHOOL OF ENGG., BENGALURU	0	0	1	0	0	0	0	0	0	0	1
4	MAHARAJA INSTITUTE OF TECHNOLOGY, MYSORE	0	0	0	1	0	0	0	1	0	0	2
5	R.N.S. INSTITUTE OF TECHNOLOGY, BENGALURU	0	0	0	0	0	0	0	0	1	0	1
6	SHREE DEVI INSTITUTE OF TECHNOLOGY, MANGALORE	0	1	0	0	0	1	0	0	0	1	3
7	SAI VIDYA INSTITUTE OF TECHNOLOGY, BENGALURU	1	0	0	0	0	0	0	0	0	0	1
8	VIDYA VIKAS INSTITUTE OF ENGINEERING & TECHNOLOGY, MYSORE	0	0	0	0	0	0	1	0	0	0	1
9	VIVEKANANDA COLLEGE OF ENGINEERING & TECHNOLOGY, PUTTUR(D.K.)	0	0	0	0	1	0	0	0	0	0	1
	<b>Grand Total</b>	<b>1</b>	<b>1</b>	<b>1</b>	<b>1</b>	<b>2</b>	<b>1</b>	<b>1</b>	<b>1</b>	<b>1</b>	<b>3</b>	<b>13</b>



**College wise M.Arch. Rank List statistics for 24<sup>th</sup> (Part-II) Annual Convocation 2025**

SL.NO	College Name	Ranks										Total
		1	2	3	4	5	6	7	8	9	10	
1	BMS SCHOOL OF ARCHITECTURE, BENGALURU	1	0	0	0	0	0	0	0	0	0	1
2	GOPALAN SCHOOL OF ARCHITECTURE AND PLANNING	1	0	0	0	0	0	0	0	0	0	1
3	SJB SCHOOL OF ARCHITECTURE AND PLANNING, BENGALURU	0	1	1	1	0	0	0	0	0	0	3
<b>Grand Total</b>		<b>2</b>	<b>1</b>	<b>1</b>	<b>1</b>	<b>0</b>	<b>0</b>	<b>0</b>	<b>0</b>	<b>0</b>	<b>0</b>	<b>5</b>

**College wise M. Plan. Rank List statistics for 24<sup>th</sup> (Part-II) Annual Convocation 2025**

SL.NO	College Name	Ranks										Total
		1	2	3	4	5	6	7	8	9	10	
1	DEPARTMENT OF PG STUDIES, VTU BENGALURU	1	1	0	0	0	0	0	0	0	0	2
<b>Grand Total</b>		<b>1</b>	<b>1</b>	<b>0</b>	<b>0</b>	<b>0</b>	<b>0</b>	<b>0</b>	<b>0</b>	<b>0</b>	<b>0</b>	<b>2</b>

### College wise Rank List of all Programmes (PG) statistics for 24<sup>th</sup> (Part-II) Annual Convocation - 2025

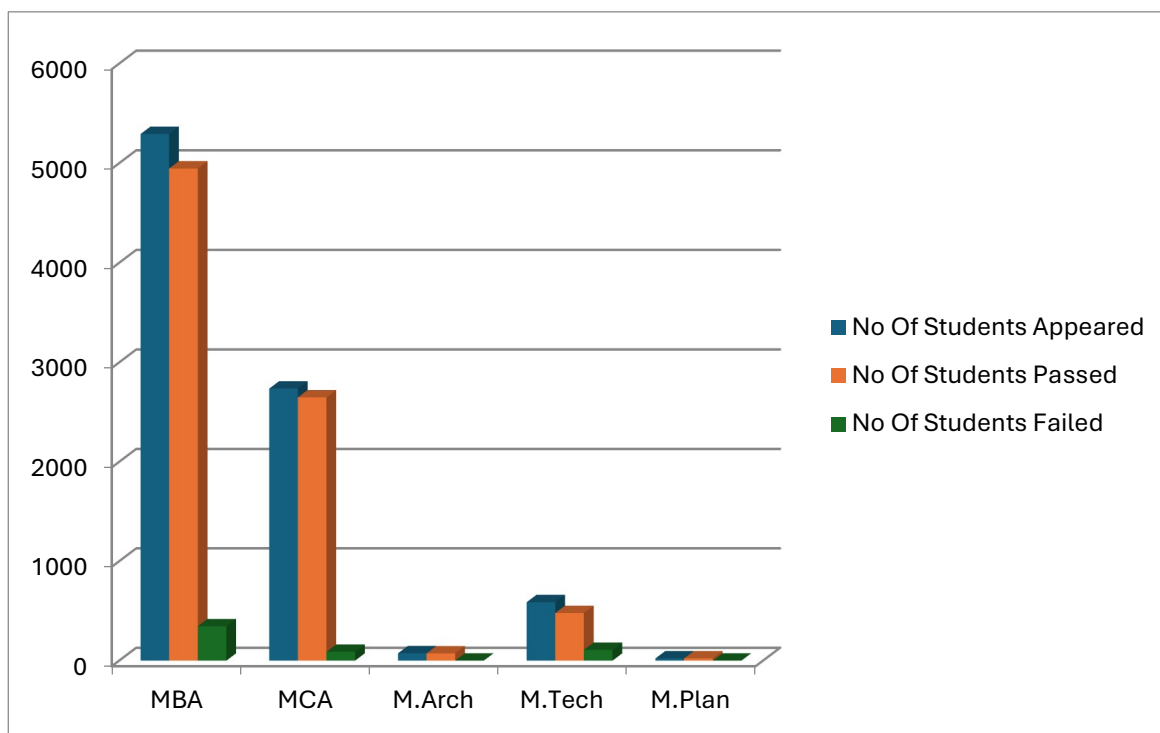
SL.NO	College Name	Ranks										Total
		1	2	3	4	5	6	7	8	9	10	
1	AIT, CHICKMAGALUR	0	0	0	0	0	1	0	0	0	0	1
2	ACHARYA INST, BENGALURU	0	0	0	0	0	0	1	0	0	0	1
3	BIT, BENGALURU	1	2	0	1	0	0	0	1	2	0	7
4	BEARY, MANGALURU	0	0	0	0	1	0	0	1	0	0	2
5	BMS SCHOOL OF ARCH BENGALURU	1	0	0	0	0	0	0	0	0	0	1
6	S G BALEKUNDRI, BELAGAVI	0	0	0	0	0	0	1	0	0	1	2
7	DAYANAND SAGAR ACADEMY,BENGALURU	0	0	0	0	0	0	0	0	1	0	1
8	EAST WEST INST, BENGALURU	0	0	0	1	0	0	0	0	0	0	1
9	GOPALAN SCHOOL ARCH. BENGALURU	1	0	0	0	0	0	0	0	0	0	1
10	G T R T C MYSORE	1	0	0	0	0	0	0	0	0	0	1
11	GSSSIET WOMEN, MYSORE	0	0	0	1	0	0	0	0	0	0	1
12	IR RASTA, BENGALURU	1	0	0	0	0	0	0	0	0	0	1
13	SJB SCHOOL OF ARCH. BENGALURU	0	1	1	1	0	0	0	0	0	0	3
14	SJBIT, BENGALURU	1	1	0	0	0	0	0	0	0	0	2
15	JAIN COLLEGE, BELAGAVI	1	1	1	0	0	0	0	0	0	0	3
16	JNNCE, SHIMOGA	1	0	0	0	0	1	0	0	0	2	4
17	JSSATE, BENGALURU	0	0	0	0	1	0	0	0	0	0	1
18	KLEIT, HUBBALLI	0	0	0	0	0	1	0	0	0	0	1
19	K.S. School of Engg., BENGALURU	0	0	1	0	0	0	0	0	0	0	1
20	KVGCE, SULLIA	0	1	1	1	0	0	0	0	0	0	3
21	MAHARAJA, MYSORE	0	0	0	1	0	0	0	1	0	0	2
22	NAVODAYA, RAICHUR	1	0	0	0	0	0	0	0	0	0	1
23	RNS INST, BENGALURU	0	0	2	0	1	0	0	0	1	0	4
24	RAJA RAJESWARI, BENGALURU	0	0	0	0	0	0	0	0	0	1	1
25	SHREE DEVI., MANGALORE	0	1	0	0	0	1	0	0	0	1	3
26	SJCIT, CHIKKABALLAPUR	1	1	0	0	0	0	0	0	0	0	2

SL.NO	College Name	Ranks										Total
		1	2	3	4	5	6	7	8	9	10	
27	SJMIT, CHITRADURGA	0	0	0	0	0	0	0	0	0	1	1
28	UBDTCE., DAVANGERE	2	2	0	0	0	0	1	0	0	0	5
29	SAIVIDYA, BENGALURU	1	0	0	0	0	0	0	0	0	0	1
30	RYMC, BELLARY	0	0	0	0	1	0	0	0	1	0	2
31	VDIT, HALIYAL	1	0	0	0	0	0	0	0	0	0	1
32	VIDYA VIKAS, MYSORE	0	0	0	0	0	0	1	0	0	0	1
33	VIVEKANANDA, PUTTUR	0	0	0	0	1	0	0	0	0	0	1
34	VTU PG STUDIES,, BENGALURU	1	1	0	0	0	0	0	0	0	0	2
35	VTU PG STUDIES,, BELAGAVI	2	0	0	0	0	0	0	0	0	0	2
36	VTU PG STUDIES,, MYSORE	0	0	1	0	0	0	0	1	0	0	2
37	KRSRAC, BENGALURU	2	0	0	0	0	0	0	0	0	0	2
	<b>GRAND TOTAL</b>	<b>19</b>	<b>11</b>	<b>7</b>	<b>6</b>	<b>5</b>	<b>4</b>	<b>4</b>	<b>4</b>	<b>5</b>	<b>6</b>	<b>71</b>

PRORAMME	No. of Rank
M.TECH	41
MCA	10
MBA	13
M.ARCH	5
M.PLAN	2
<b>TOTAL</b>	<b>71</b>

## Students Pass percentage PG Program wise statistics

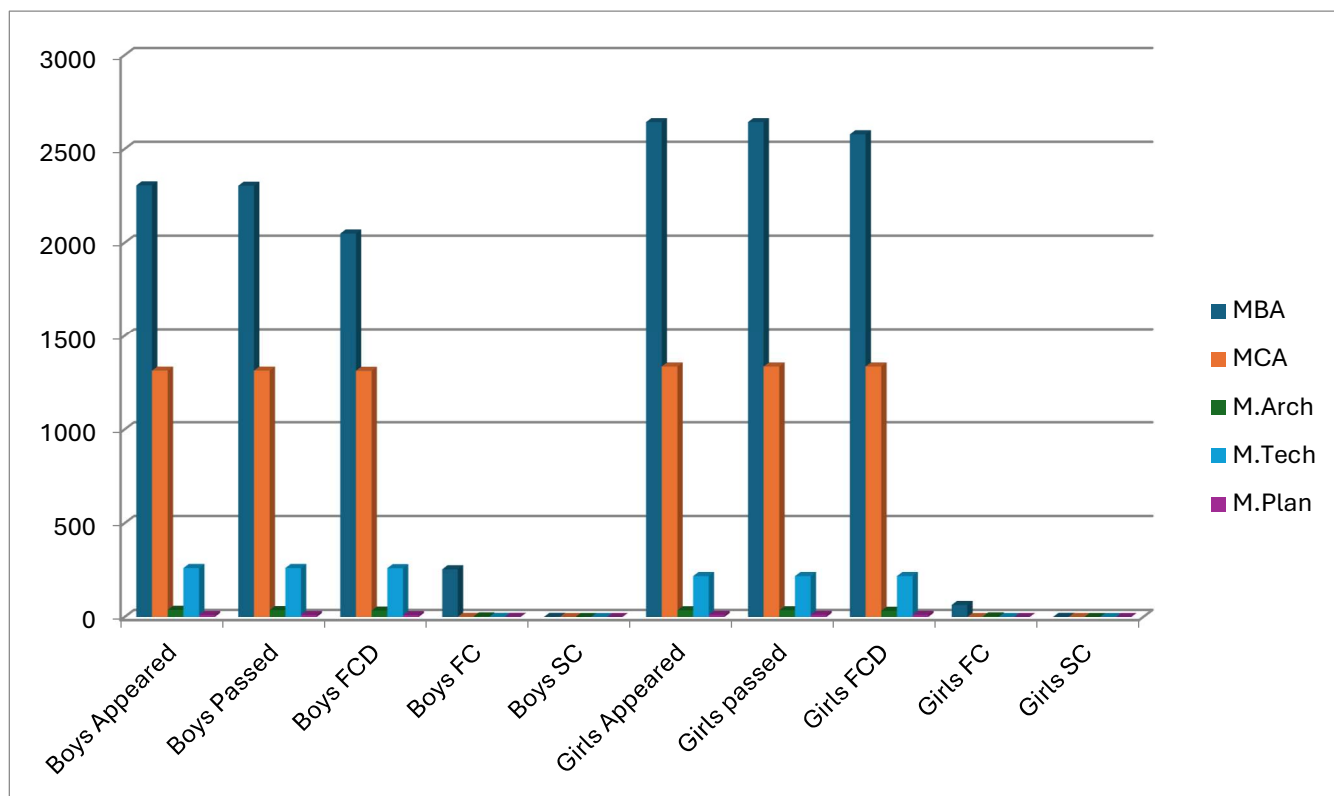
Course	Students Appeared	Students Passed	Pass Percentage
MBA	5293	4947	93.46
MCA	2737	2648	96.74
M.Arch	74	72	97.29
M.Tech	588	477	81.12
M.Plan	23	23	100





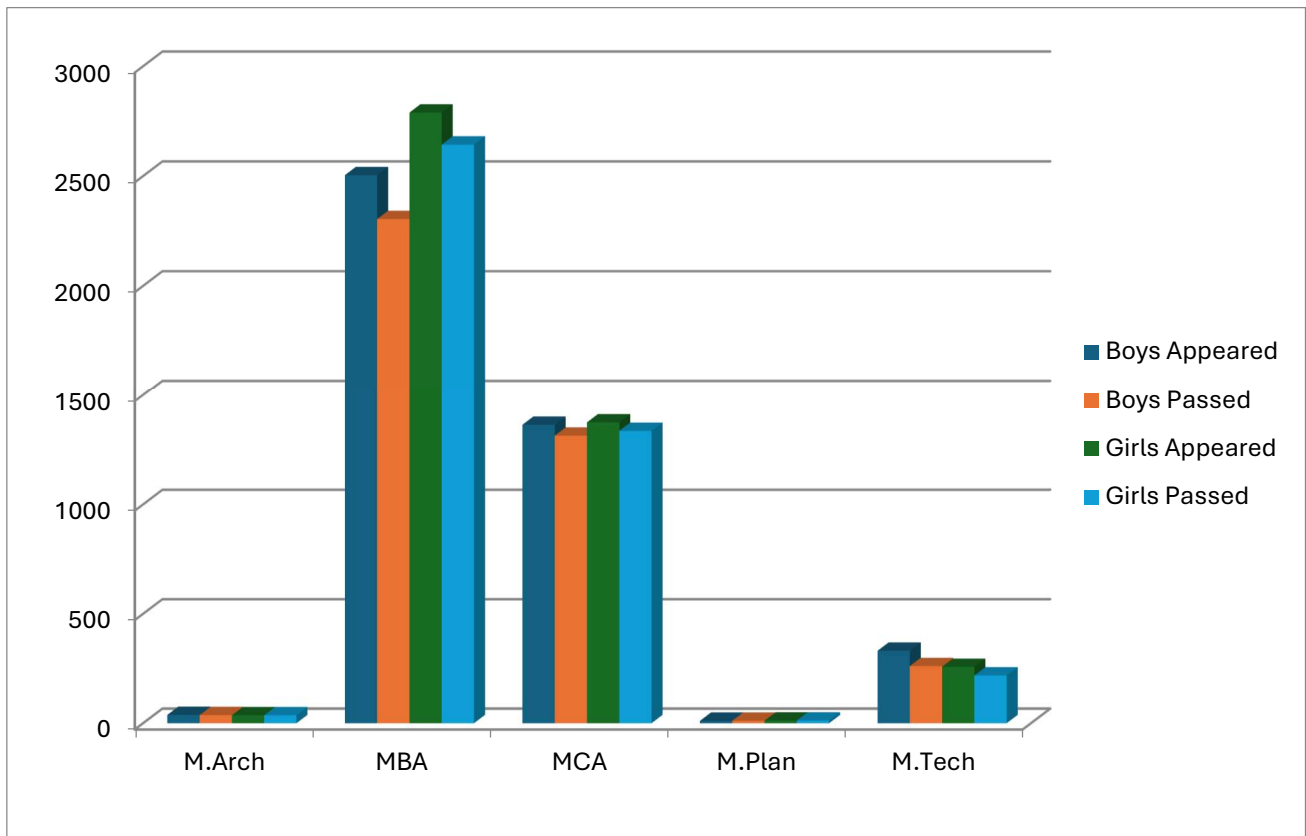
### PG Boys and Girls Class wise Statistics

Degree	Students Appeared	Students Passed	Pass Percentage	Boys			Girls		
				FCD	FC	SC	FCD	FC	SC
<b>MBA</b>	5293	4947	93.46	2049	254	1	2578	64	1
<b>MCA</b>	2737	2648	96.74	1312	1	0	1335	0	0
<b>M.Arch</b>	74	72	97.29	34	3	0	32	3	0
<b>M.Tech</b>	588	477	81.12	260	1	0	216	0	0
<b>M.Plan</b>	23	23	100	10	1	0	12	0	0



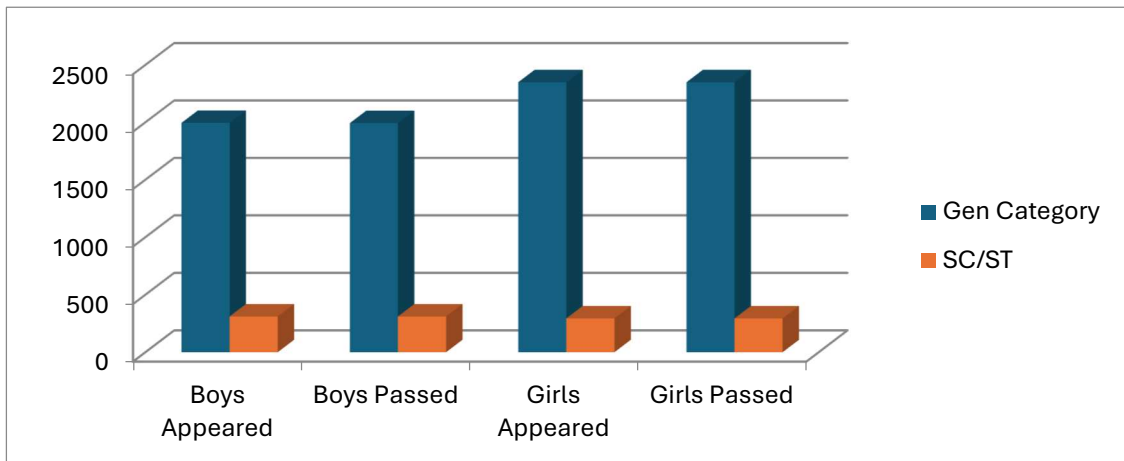
### PG Boys and Girls Program wise Statistics

Students	MBA	MCA	M.Tech	M.Arch	M.Plan
<b>Boys Appeared</b>	2504	1363	331	38	11
<b>Boys Passed</b>	2304	1313	261	37	11
<b>Girls Appeared</b>	2789	1374	257	35	12
<b>Girls Passed</b>	2643	1335	216	35	12



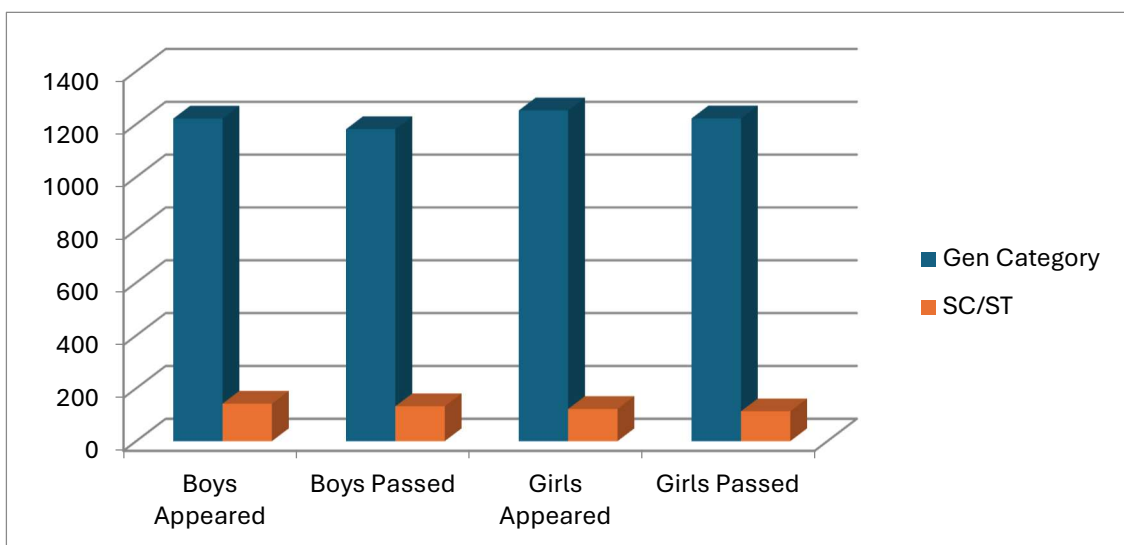
**MBA Boys & Girls Program wise Statistics**

Category	Boys Appeared	Boys Passed	Boys Pass Percentage	Girls Appeared	Girls Passed	Girls Pass Percentage
Gen Category	2153	1993	92.56	2449	2349	95.92
SC/ST	351	311	88.60	340	294	86.48
Total	2504	2304	92.01	2789	2643	94.76



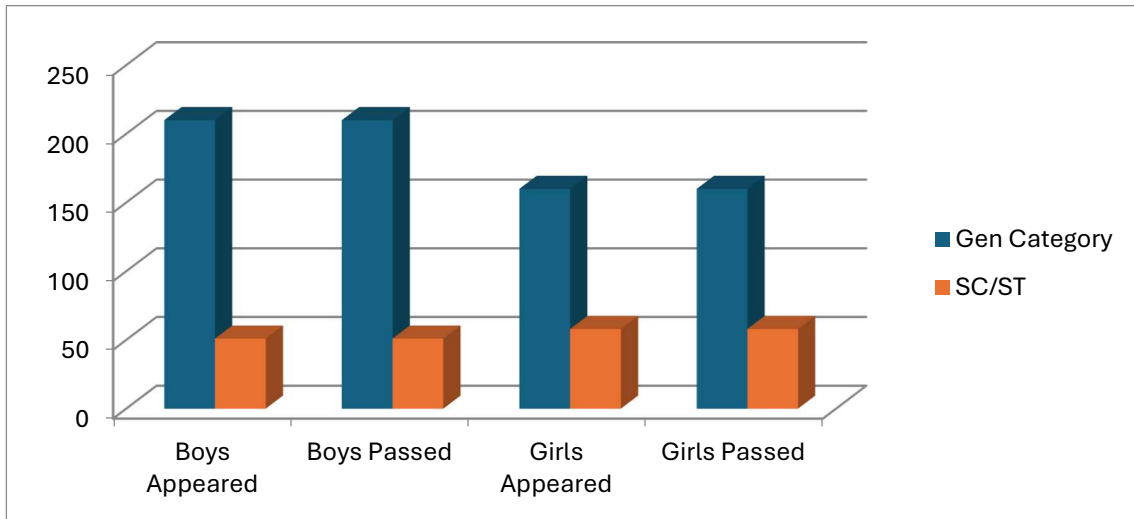
**MCA Boys & Girls Program wise Statistics**

Category	Boys Appeared	Boys Passed	Boys Pass Percentage	Girls Appeared	Girls Passed	Girls Pass Percentage
Gen Category	1221	1181	96.72	1252	1222	97.60
SC/ST	142	132	92.95	122	113	92.62
Total	1363	1313	96.33	1374	1335	97.16



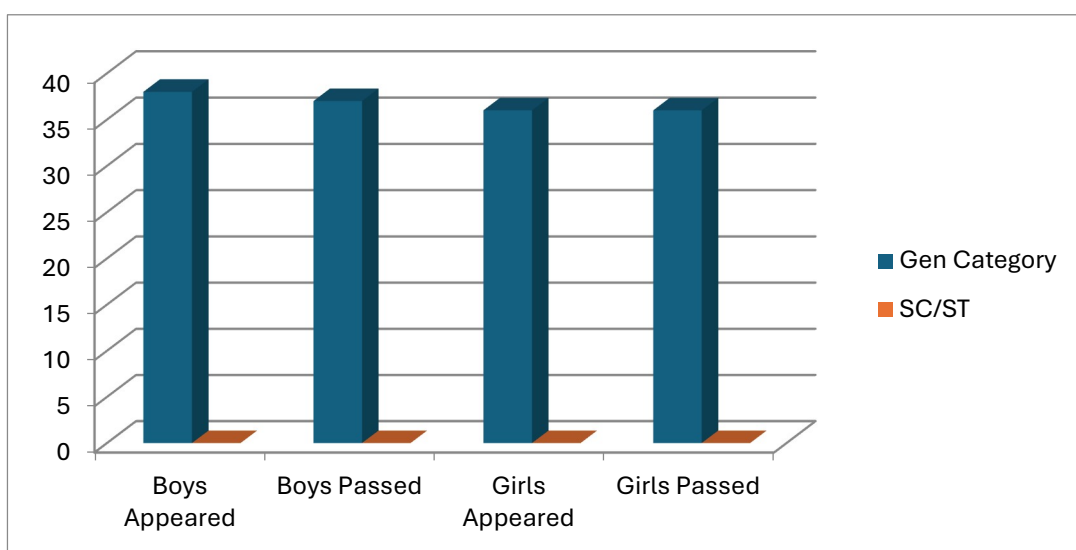
**M.Tech Boys & Girls Program wise Statistics**

Category	Boys Appeared	Boys Passed	Boys Pass Percentage	Girls Appeared	Girls Passed	Girls Pass Percentage
Gen Category	270	210	77.78	185	160	86.48
SC/ST	61	51	83.60	72	56	77.77
Total	331	261	78.85	257	216	84.04



**M.Arch Boys & Girls Program wise Statistics**

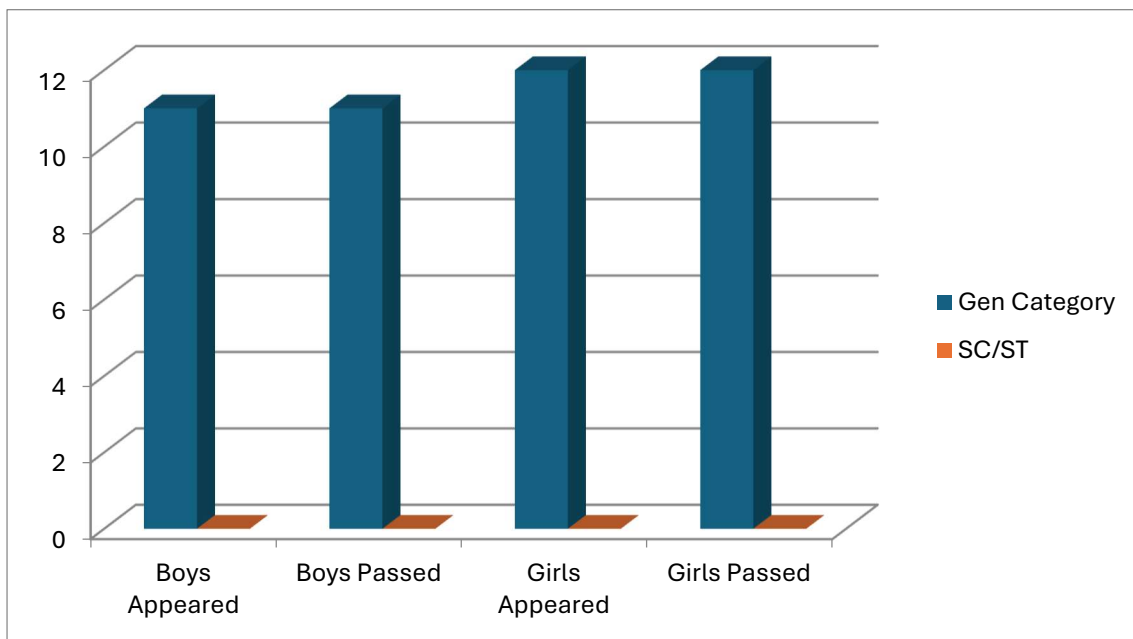
Category	Boys Appeared	Boys Passed	Boys Pass Percentage	Girls Appeared	Girls Passed	Girls Pass Percentage
Gen Category	38	37	97.38	35	35	100
SC/ST	0	0	0	0	0	0
Total	38	37	97.38	35	35	100





### M.Plan Boys & Girls Program wise Statistics

Category	Boys Appeared	Boys Passed	Boys Pass Percentage	Girls Appeared	Girls Passed	Girls Pass Percentage
Gen Category	11	11	100	12	12	100
SC/ST	0	0	0	0	0	0
Total	11	11	100	12	12	100



**Degree Conferred in 24<sup>th</sup> Annual Convocation (Part-II) for all PG Programmes**

Degree	No Of Students Appeared	No Of Students Passed	Passing Percentage	Boys			Girls		
				FCD	FC	SC	FCD	FC	SC
<b>MBA</b>	5293	4947	93.46	2049	254	1	2578	64	1
<b>MCA</b>	2737	2648	96.74	1312	1	0	1335	0	0
<b>M.Arch</b>	74	72	97.29	34	3	0	32	3	0
<b>M.Tech</b>	588	477	81.12	260	1	0	216	0	0
<b>M.Plan</b>	23	23	100	10	1	0	12	0	0

Degree	No Of Students Appeared	No Of Students Passed	No of Boys Appeared	No of Boys Passed	Boys Pass Percentage	No of Girls Appeared	No of Girls Passed	Girls Pass Percentage
<b>MBA</b>	5293	4947	2504	2304	92.56	2789	2643	94.76
<b>MCA</b>	2737	2648	1363	1313	96.33	1374	1335	97.16
<b>M.Arch</b>	74	72	38	37	97.37	35	35	100
<b>M.Tech</b>	588	477	331	261	78.85	257	216	84.04
<b>M.Plan</b>	23	23	11	11	100	12	12	100

Course	Students Appeared	Students Passed	Pass Percentage
<b>MBA</b>	5293	4947	93.46
<b>MCA</b>	2737	2648	96.74
<b>M.Arch</b>	74	72	97.29
<b>M.Tech</b>	588	477	81.12
<b>M.Plan</b>	23	23	100

**Degree Conferred in 24<sup>th</sup> Annual Convocation (Part-II) for all PG Programmes (Autonomous Colleges)**

Course	Students Appeared	Students Passed	Pass Percentage
<b>MBA</b>	2431	2247	92.24
<b>MCA</b>	1173	1136	96.84
<b>M.Arch</b>	11	11	100
<b>M.Tech</b>	969	836	86.27
<b>Total</b>	<b>4584</b>	<b>4230</b>	<b>92.27</b>

